



Certificate ID: **46712**

Received: **1/22/19**

Scan QR Code for authenticity



Absolute Nature CBD

539 W. Commerce #786

Dallas, Tx 75208

Attn: Dustin Jones

Client Sample ID: **Absolute Nature CBD - FSO - 30ML/1000MG**

Lot Number: **EV19002F3**

Matrix: **Tincture - MCT Oil**

Authorization: Jon Podgorni, Lab Manager	Signature: 	Date: 2/7/2019
---	--	-------------------



The data contained within this report was collected in accordance with the requirements of ISO/IEC17025:2005. I attest that the information contained within the report has been reviewed for accuracy and checked against the quality control requirements for each method. These results relate only to the test article listed in this report. Reports may not be reproduced except in their entirety.






CN: Cannabinoid Profile & Potency [WI-10-17 & WI-10-17-01]

Analyst: **LG**

Test Date: **1/30/2019**

The client sample was analyzed for plant-based cannabinoids by Liquid Chromatography (LC). The collected data was compared to data collected for certified reference standards at known concentrations.

46712-CN

ID	Weight %	Conc.		
D9-THC	0.23 wt %	2.15 mg/mL		
THCV	ND	ND		
CBD	3.57 wt %	33.09 mg/mL		
CBDV	0.03 wt %	0.27 mg/mL		
CBG	0.06 wt %	0.54 mg/mL		
CBC	0.11 wt %	0.98 mg/mL		
CBN	0.00 wt %	0.04 mg/mL		
THCA	ND	ND		
CBDA	0.04 wt %	0.36 mg/mL		
CBGA	ND	ND		
Total	4.04 wt%	37.41 mg/mL	0%	Cannabinoids (wt%) 3.6%
Max THC	0.23 wt%	2.15 mg/mL		
Max CBD	3.60 wt%	33.40 mg/mL		

Ratio of Total CBD to THC 15.5:1

Max THC (and Max CBD) are calculated values for total cannabinoids after heating, assuming complete decarboxylation of the acid to the neutral form. It is calculated based on the weight loss of the acid group during decarboxylation: Max THC = (0.877 x THCA) + THC. This calculation does not include other cannabinoid isomers (eg. D8-THC and exo-THC). ND = None detected above the limits of detection (LLD)

HM: Heavy Metal Analysis [WI-10-13]

Analyst: JFD

Test Date: 1/31/2019

This test method was performed in accordance with the requirements of ISO/IEC 17025. These results relate only to the test article listed in this report. Reports may not be reproduced except in their entirety.

46712-HM

Symbol	Metal	Conc. ¹	Units	MDL	Use Limits ²		Units	Status
					All	Ingestion		
As	Arsenic	ND	µg/kg	4	200	1500	µg/kg	PASS
Cd	Cadmium	ND	µg/kg	1	200	500	µg/kg	PASS
Hg	Mercury	ND	µg/kg	2	100	1500	µg/kg	PASS
Pb	Lead	7	µg/kg	2	500	1000	µg/kg	PASS

1) ND = None detected to Lowest Limits of Detection (LLD)

2) MA Dept. of Public Health: Protocol for MMJ and MIPS, Exhibit 4(a) for all products.

3)USP exposure limits based on daily oral dosing of 1g of concentrate for a 110 lb person.

MB1: Microbiological Contaminants [WI-10-09]

Analyst: MM

Test Date: 1/25/2019

This test method was performed in accordance with the requirements of ISO/IEC 17025. These results relate only to the test article listed in this report. Reports may not be reproduced except in their entirety.

46712-MB1

Symbol	Analysis	Results	Units	Limits*	Status
AC	Total Aerobic Bacterial Count	<100	CFU/g	100,000 CFU/g	PASS
CC	Total Coliform Bacterial Count	<100	CFU/g	1,000 CFU/g	PASS
EB	Total Bile Tolerant Gram Negative Count	<100	CFU/g	1,000 CFU/g	PASS
YM	Total Yeast & Mold	<100	CFU/g	10,000 CFU/g	PASS

Note: All recorded Microbiological tests are within the established limits.

PST: Pesticide Analysis [WI-10-11]

Analyst: CJH

Test Date: 2/5/2019

The client sample was analyzed for pesticides using Liquid Chromatography with Mass Spectrometric detection (LC/MS/MS). The method used for sample prep was based on the European method for pesticide analysis (EN 15662).

46712-PST

Analyte	CAS	Result	Units	LLD	Limits (ppb)	Status
Abamectin	71751-41-2	ND	ppb	0.20	300	*
Abamectin B1b	65195-56-4	ND	ppb	0.20	300	*
Azoxystrobin	131860-33-8	ND	ppb	0.10	40000	PASS
Bifenazate	149877-41-8	ND	ppb	0.10	5000	PASS
Bifenthrin	82657-04-3	ND	ppb	0.20	500	*
Cyfluthrin	68359-37-5	ND	ppb	0.50	1000	*
Daminozide	1596-84-5	ND	ppb	10.00	10	*
Etoxazole	153233-91-1	1	ppb	0.10	1500	PASS
Fenoxycarb	72490-01-8	ND	ppb	0.10	10	PASS
Imazalil	35554-44-0	ND	ppb	0.10	10	PASS
Imidacloprid	138261-41-3	ND	ppb	0.10	3000	PASS
Myclobutanil	88671-89-0	ND	ppb	0.10	9000	PASS
Paclobutrazol	76738-62-0	ND	ppb	0.10	10	PASS
Piperonyl butoxide	51-03-6	ND	ppb	0.10	8000	*
Pyrethrin	8003-34-7	ND	ppb	0.1	1000	*
Spinosad	168316-95-8	ND	ppb	0.1	3000	PASS
Spiromesifen	283594-90-1	ND	ppb	0.10	12000	*
Spirotetramat	203313-25-1	ND	ppb	0.10	13000	PASS
Trifloxystrobin	141517-21-7	2	ppb	0.10	30000	PASS

* Testing limits for ingestion established by the State of California: CCR, Title 16, Division 42, Chapter 5, Section 5313. ND indicates "none detected" above the lower limit of detection (LLD). Analytes marked with (*) indicate analytes for which no recovery was observed for a pre-spiked matrix sample.

The client sample was analyzed by Head-Space Gas Chromatography (HS-GC). The collected data was compared to data collected for certified reference standards at known concentrations.

46712-VC

Compound	CAS	Amount ¹	Limit ²	RL	Status
Propane	74-98-6	ND	1,000 ppm	2	PASS
Isobutane	75-28-5	ND	1,000 ppm	2	PASS
Butane	106-97-8	ND	1,000 ppm	2	PASS
Methanol	67-56-1	ND	3,000 ppm	20	PASS
Ethanol	64-17-5	31 ppm	5,000 ppm	20	PASS
Acetone	67-64-1	ND	1,000 ppm	20	PASS
Isopropanol	67-63-0	ND	5,000 ppm	20	PASS
Acetonitrile	75-05-8	ND	410 ppm	20	PASS
Hexane	110-54-3	ND	290 ppm	20	PASS
Heptane	142-82-5	ND	5,000 ppm	20	PASS

1) ND = Not detected at a level greater than the Reporting Limit (RL).

2) In ppm, based on USP recommended limits for residual solvents, adopted by the Massachusetts Department of Public Health on 3/31/16. Butane/Propane limits are based on limits established for state of Colorado.

END OF REPORT